



**Facts!**

**July 2023**

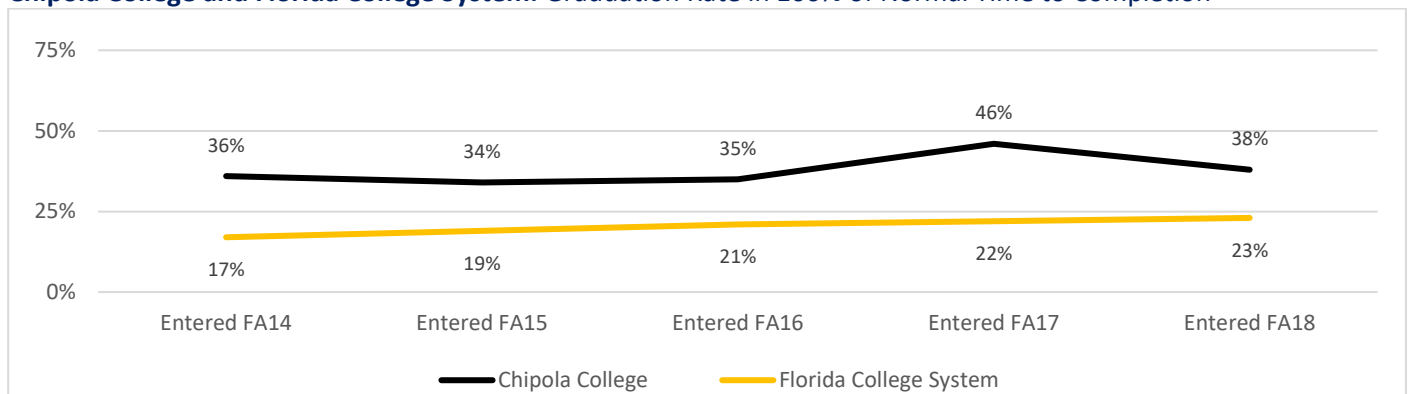
**An Accountability and Institutional Effectiveness Publication**

This month’s *Chipola College Facts!* takes an in-depth look at Chipola graduation rates compared to those of the Florida College System. Graduation rates are reported for students as a whole and for students grouped by their race and sex. These data from the Florida Department of Education for the most-recent entering student cohorts provide a clear picture of graduation trends.

The reported graduation rates are the percentages of students who complete their programs of study within 100%, 150% or 200% of the normal time for completion. For example, an associate degree program normally takes two years to complete, and students who complete their program in three or fewer years are counted as graduates within 150% of normal time to completion. Note that data were not yet unavailable for students who entered in the 2018 fall semester and completed their programs within 200% of normal time to completion. Also, note that the low number of students in racial groups other than white or African American preclude meaningful comparisons.

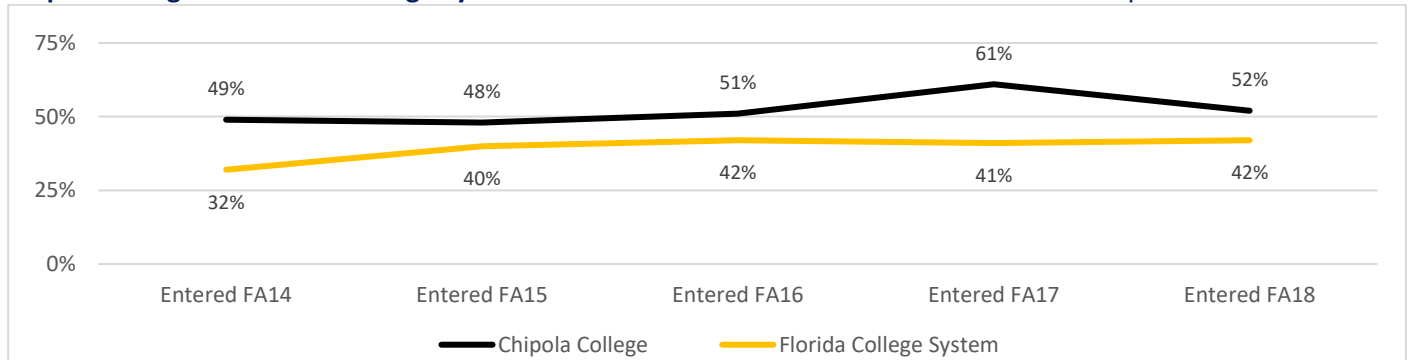
**Graduation Rates for All Students: Chipola College and Florida College System**

**Chipola College and Florida College System: Graduation Rate in 100% of Normal Time to Completion**



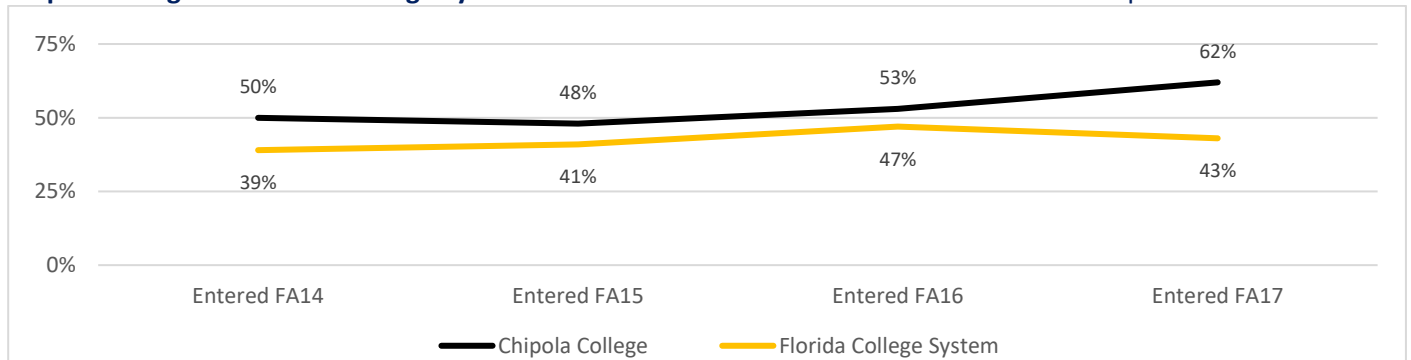
Source: FDOE FCS graduation rates (FCS portal/graduation rates) (access portal through [Advanced Reports \(fldoe.org\)](https://fldoe.org/Advanced-Reports))

### Chipola College and Florida College System: Graduation Rate in 150% of Normal Time to Completion



Source: FDOE FCS graduation rates (FCS portal/graduation rates) (access portal through [Advanced Reports \(fldoe.org\)](https://fldoe.org/Advanced-Reports))

### Chipola College and Florida College System: Graduation Rate in 200% of Normal Time to Completion

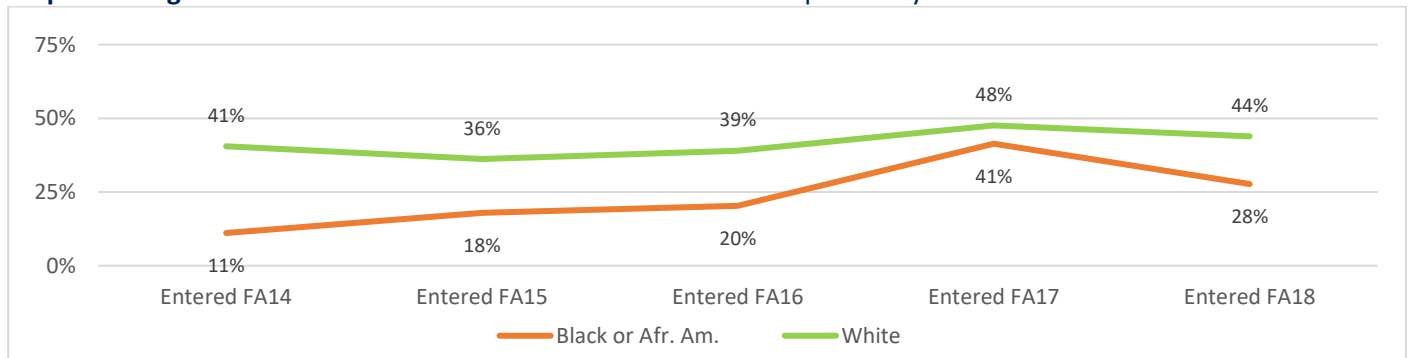


Source: FDOE FCS graduation rates (FCS portal/graduation rates) (access portal through [Advanced Reports \(fldoe.org\)](https://fldoe.org/Advanced-Reports))

## Graduation Rates by Race of Student: Chipola College and Florida College System

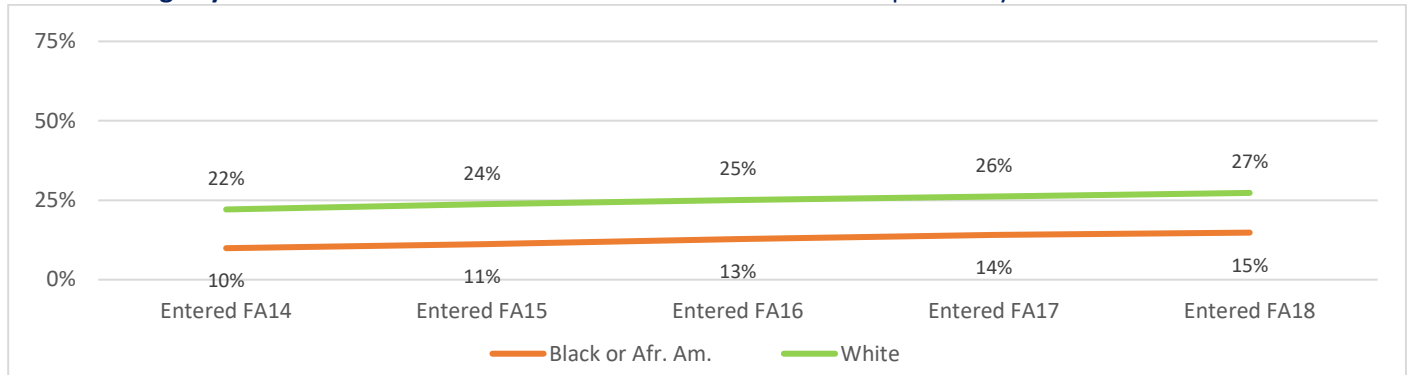
### 100% of Normal Time to Completion

#### Chipola College: Graduation Rates in 100% of Normal Time to Completion by Race of Student



Source: FDOE FCS graduation rates (FCS portal/graduation rates) (access portal through [Advanced Reports \(fldoe.org\)](https://fldoe.org/Advanced-Reports))

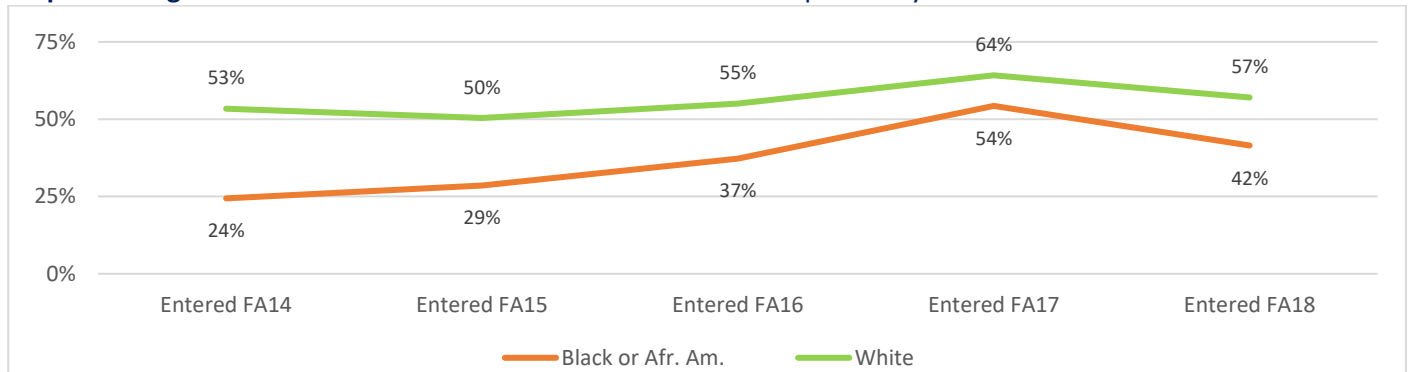
**Florida College System: Graduation Rates in 100% of Normal Time to Completion by Race of Student**



Source: FDOE FCS graduation rates (FCS portal/graduation rates) (access portal through [Advanced Reports \(fldoe.org\)](https://fldoe.org/Advanced-Reports))

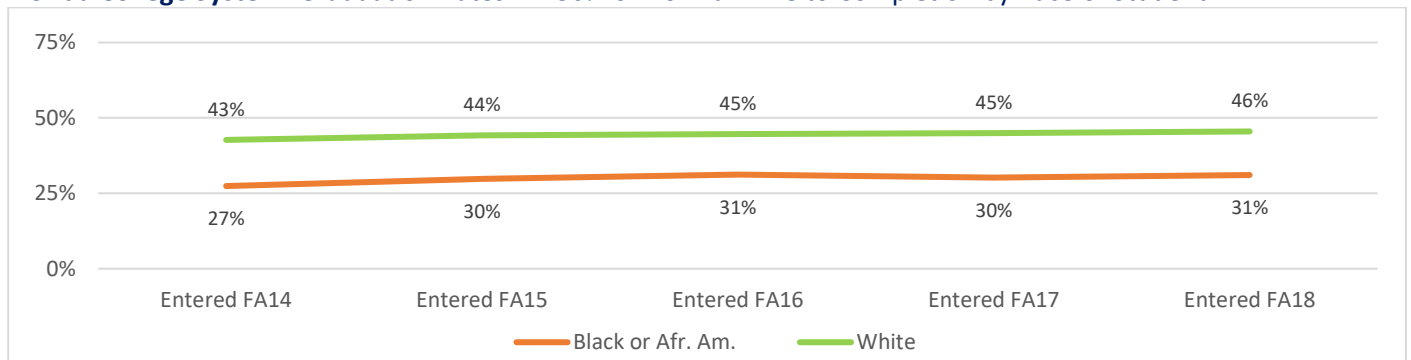
**150% of Normal Time to Completion**

**Chipola College: Graduation Rates in 150% of Normal Time to Completion by Race of Student**



Source: FDOE FCS graduation rates (FCS portal/graduation rates) (access portal through [Advanced Reports \(fldoe.org\)](https://fldoe.org/Advanced-Reports))

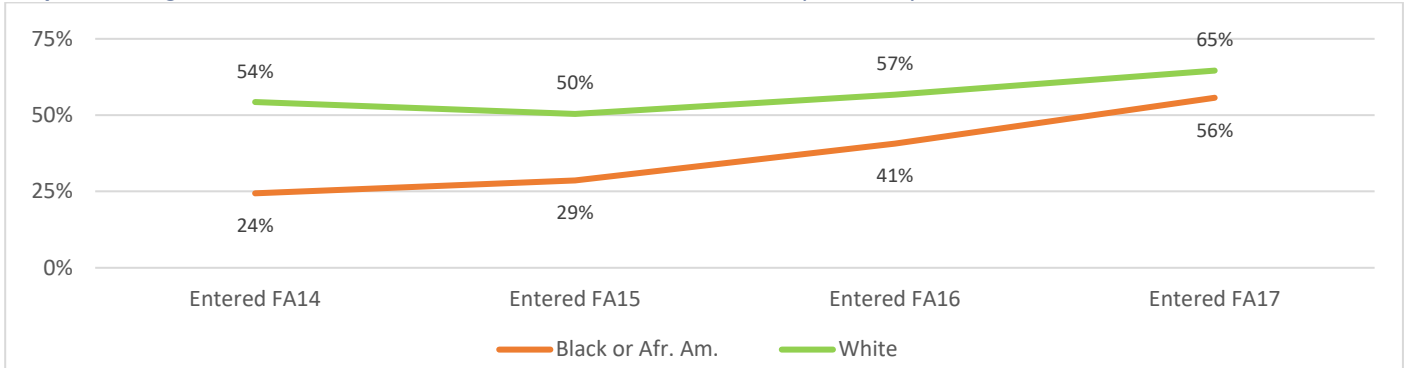
**Florida College System: Graduation Rates in 150% of Normal Time to Completion by Race of Student**



Source: FDOE FCS graduation rates (FCS portal/graduation rates) (access portal through [Advanced Reports \(fldoe.org\)](https://fldoe.org/Advanced-Reports))

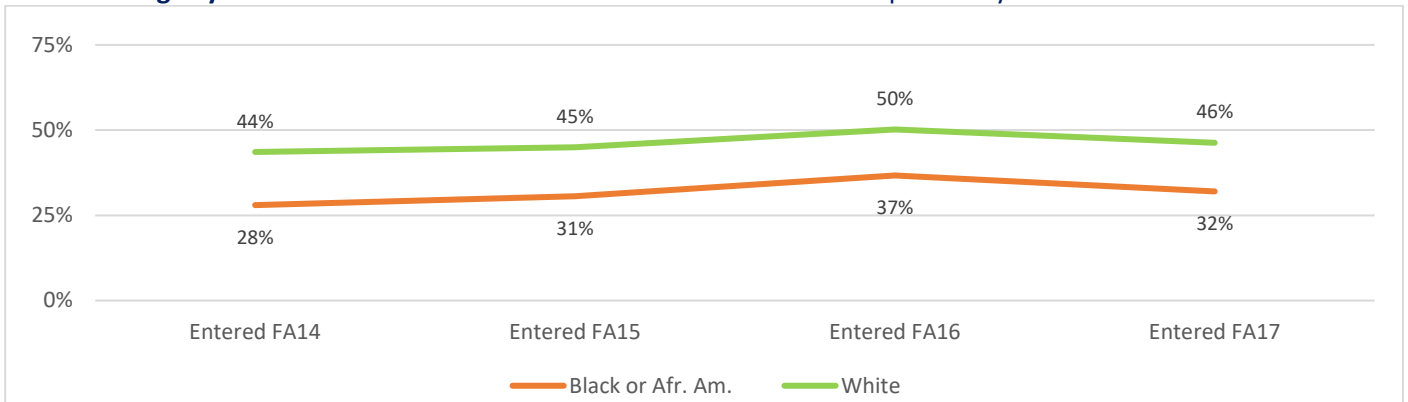
**200% of Normal Time to Completion**

**Chipola College: Graduation Rates in 200% of Normal Time to Completion by Race of Student**



Source: FDOE FCS graduation rates (FCS portal/graduation rates) (access portal through [Advanced Reports \(fldoe.org\)](https://fldoe.org/Advanced-Reports))

**Florida College System: Graduation Rates in 200% of Normal Time to Completion by Race of Student**

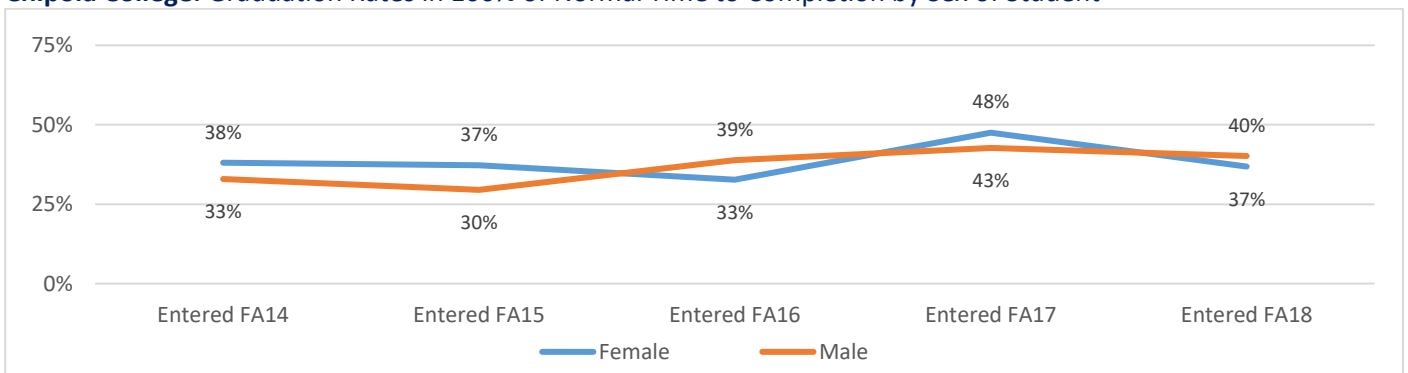


Source: FDOE FCS graduation rates (FCS portal/graduation rates) (access portal through [Advanced Reports \(fldoe.org\)](https://fldoe.org/Advanced-Reports))

**Graduation Rates by Sex of Student: Chipola College and Florida College System**

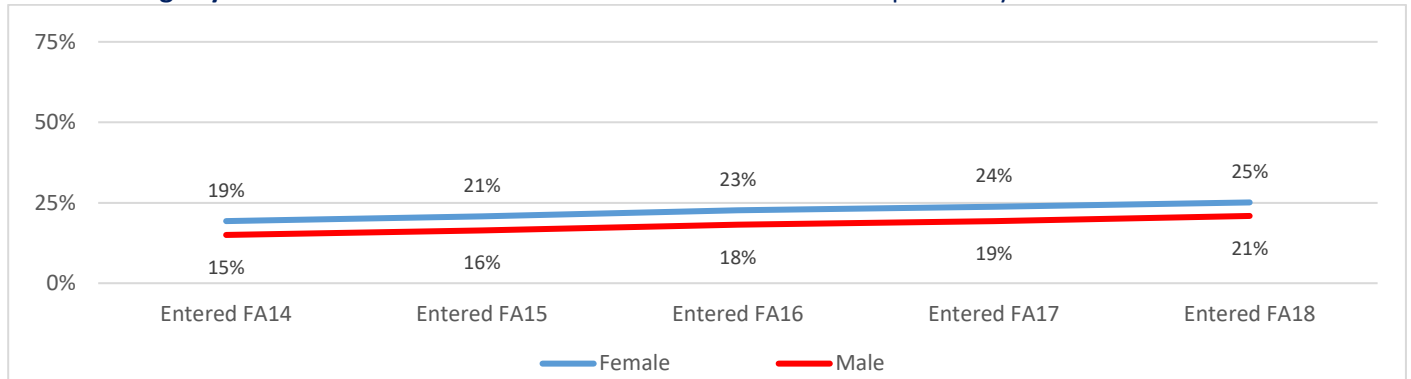
**100% of Normal Time to Completion**

**Chipola College: Graduation Rates in 100% of Normal Time to Completion by Sex of Student**



Source: FDOE FCS graduation rates (FCS portal/graduation rates) (access portal through [Advanced Reports \(fldoe.org\)](https://fldoe.org/Advanced-Reports))

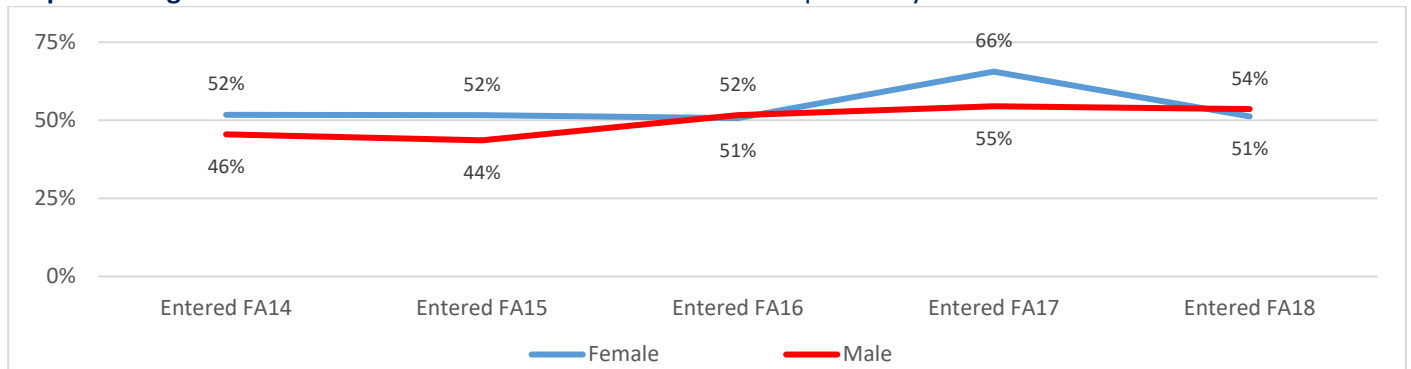
**Florida College System: Graduation Rates in 100% of Normal Time to Completion by Sex of Student**



Source: FDOE FCS graduation rates (FCS portal/graduation rates) (access portal through [Advanced Reports \(fldoe.org\)](https://fldoe.org/Advanced-Reports))

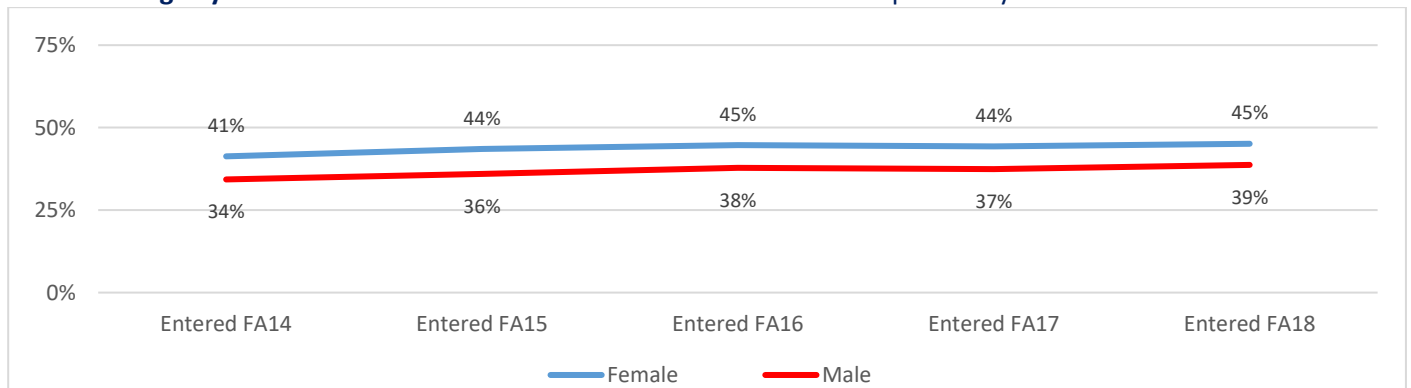
**150% of Normal Time to Completion**

**Chipola College: Graduation Rates in 150% of Normal Time to Completion by Sex of Student**



Source: FDOE FCS graduation rates (FCS portal/graduation rates) (access portal through [Advanced Reports \(fldoe.org\)](https://fldoe.org/Advanced-Reports))

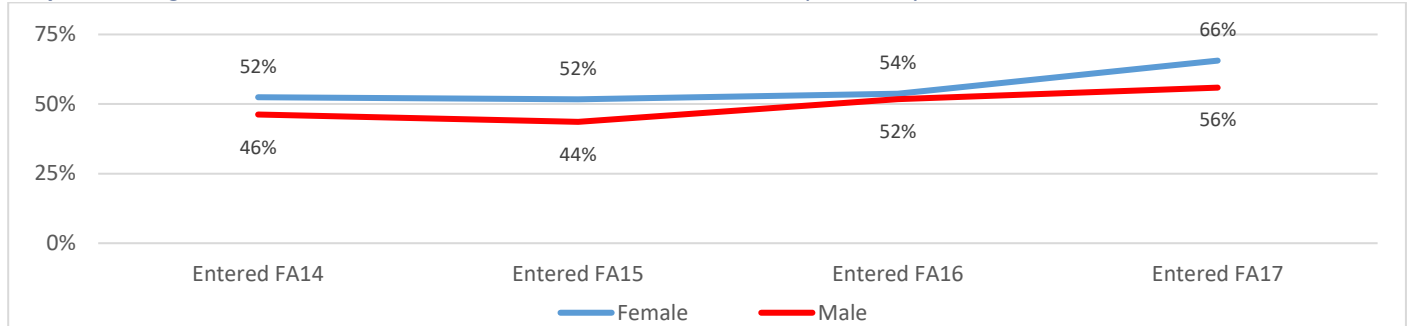
**Florida College System: Graduation Rates in 150% of Normal Time to Completion by Sex of Student**



Source: FDOE FCS graduation rates (FCS portal/graduation rates) (access portal through [Advanced Reports \(fldoe.org\)](https://fldoe.org/Advanced-Reports))

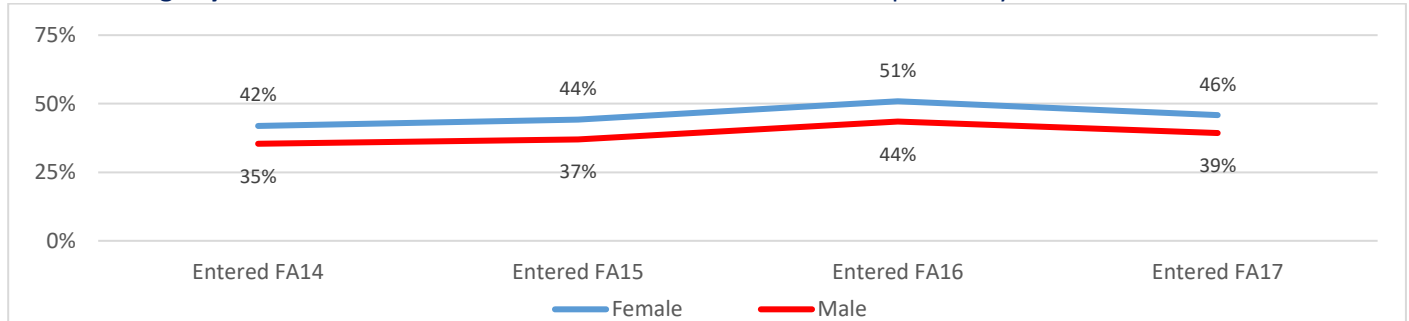
## 200% of Normal Time to Completion

### Chipola College: Graduation Rates in 200% of Normal Time to Completion by Sex of Student



Source: FDOE FCS graduation rates (FCS portal/graduation rates) (access portal through [Advanced Reports \(fldoe.org\)](https://fldoe.org/Advanced-Reports))

### Florida College System: Graduation Rates in 200% of Normal Time to Completion by Sex of Student



Source: FDOE FCS graduation rates (FCS portal/graduation rates) (access portal through [Advanced Reports \(fldoe.org\)](https://fldoe.org/Advanced-Reports))

In nearly all comparison groups and entering student cohorts, the graduation rates of Chipola students exceed those of the Florida College System students, as a whole. Of particular interest is the closing of the graduation rate gap between white and African American Chipola students and the steady improvement through the fall 2017 entering cohort. It should be noted that Chipola’s fall 2018 entering cohort was impacted by Hurricane Michael and the COVID-19 pandemic, both of which significantly disrupted instruction and college operations and most likely had a negative impact on students’ progression through their programs of study.

*Chipola College Facts!* is a monthly accountability and institutional effectiveness fact sheet published jointly by the Chipola College Assessment, Compliance, and Grants Office and the Office of Information Systems. Its purpose is to facilitate informed decision-making by publishing relevant information throughout the year. For more information, contact Dr. Matthew Hughes at Chipola College, 3094 Indian Circle, Marianna, FL 32446 or at [hughesm@chipola.edu](mailto:hughesm@chipola.edu).

Chipola College does not discriminate against any persons, employees, students, applicants or others affiliated with the college with regard to race, color, religion, ethnicity, national origin, age, veteran’s status, disability, gender, genetic information, marital status, pregnancy or any other protected class under applicable federal and state laws, in any college program, activity or employment. Questions or complaints regarding harassment or discrimination, including sexual harassment and sexual violence, should directed to the College’s Equity Officer and Title IX Coordinator: Wendy Pippen, Associate Vice President of Human Resources, Equity Officer and Title IX Coordinator, 3094 Indian Circle, Marianna, FL 32446, Building A, Room 183A, 850-718-2269, [pippenw@chipola.edu](mailto:pippenw@chipola.edu).

Chipola College is accredited by the Southern Association of Colleges and Schools Commission on Colleges (SACSCOC) to award baccalaureate degrees, associate degrees, and certificates. Questions about the accreditation of Chipola College may be directed in writing to the Southern Association of Colleges and Schools Commission on Colleges at 1866 Southern Lane, Decatur, GA 30033-4097, by calling (404) 679-4500, or by using information available on SACSCOC’s website ([www.sacscoc.org](http://www.sacscoc.org)).