



Facts!

September 2023

An Accountability and Institutional Effectiveness Publication

College Master Plan Goal Five Assessment Results

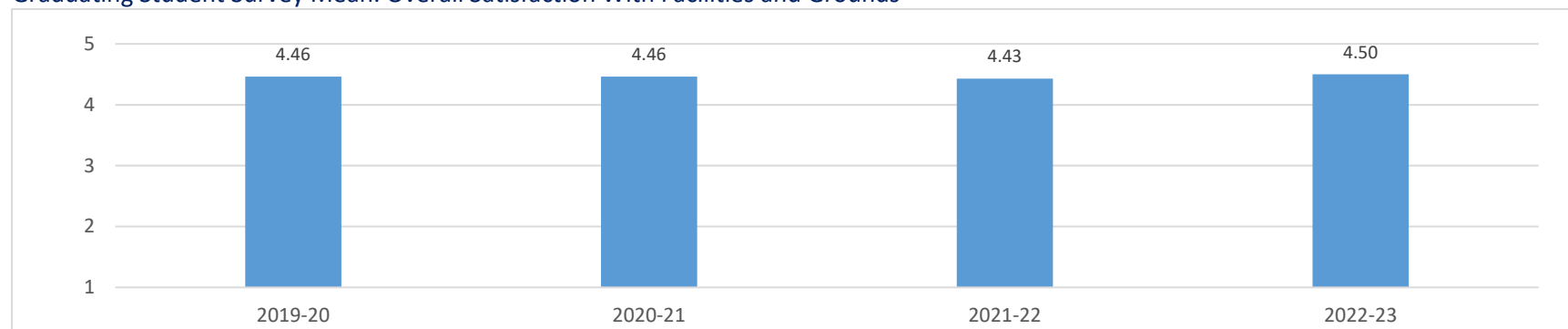
This month's *Chipola College Facts!* includes an assessment of the extent to which Chipola College accomplished goal five of its 2022-23 Master Plan: "Provide an appealing campus environment." There were two objectives associated with goal five identified in the Master Plan along with a number of priority outcomes pertaining to each objective. Results of the priority outcome measures and results of associated outcome measures indicate the extent to which the objectives were achieved and the goal was accomplished.

Objective 5.1: Provide an Aesthetically Pleasing Campus Environment

Priority Outcome: Student satisfaction with facilities and grounds

The standard for this priority outcome was a mean rating of 4.25 on the annual graduating student survey.

Graduating Student Survey Mean: Overall Satisfaction With Facilities and Grounds

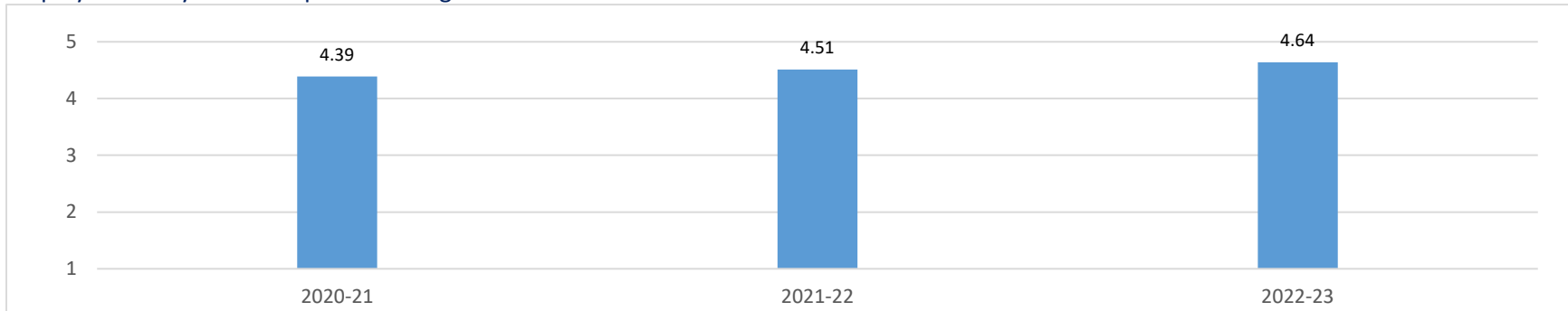


Scale: 5 = very satisfied, 4 = satisfied, 3 = average, 2 = dissatisfied, 1 = very dissatisfied

Priority Outcome: Employee satisfaction with facilities and grounds

The standard for this priority outcome was a mean rating of 4.25 on the annual employee survey.

Employee Survey Mean Response: Rating of Overall Condition of Facilities and Grounds



Scale: 5 = very good, 4 = good, 3 = average, 2 = poor, 1 = very poor

Objective 5.2: Provide a Safe, Secure, and Supportive Learning Environment

Priority Outcome: No increase in crime statistics reported in Annual Security Report

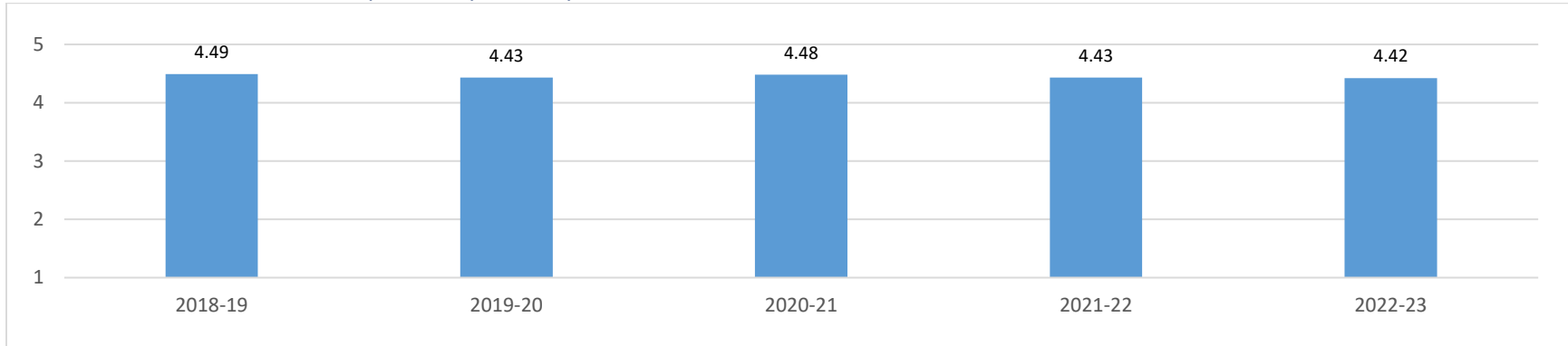
Crime Statistics in Annual Security Report

| | Report Year 2018 | Report Year 2019 | Report Year 2020 | Report Year 2021 | Report Year 2022 |
|-----------------------------------|------------------|------------------|------------------|------------------|------------------|
| Murder/Non-negligent Manslaughter | 0 | 0 | 0 | 0 | 0 |
| Forcible Sex Offenses | 1 | 0 | 0 | 0 | 0 |
| Non-forcible Sex Offenses | 0 | 0 | 0 | 0 | 0 |
| Robbery | 0 | 0 | 0 | 0 | 0 |
| Aggravated Assault | 0 | 0 | 0 | 0 | 0 |
| Burglary | 0 | 0 | 0 | 0 | 0 |
| Motor Vehicle Theft | 0 | 0 | 0 | 0 | 0 |
| Arson | 0 | 0 | 0 | 0 | 0 |
| Negligent Manslaughter | 0 | 0 | 0 | 0 | 0 |
| TOTAL | 1 | 0 | 0 | 0 | 0 |

Priority Outcome: Student satisfaction with campus safety and security

The standard for this priority outcome was a mean rating of 4.25 on the annual graduating student survey.

GSS Mean: Satisfaction With Campus Safety/Security

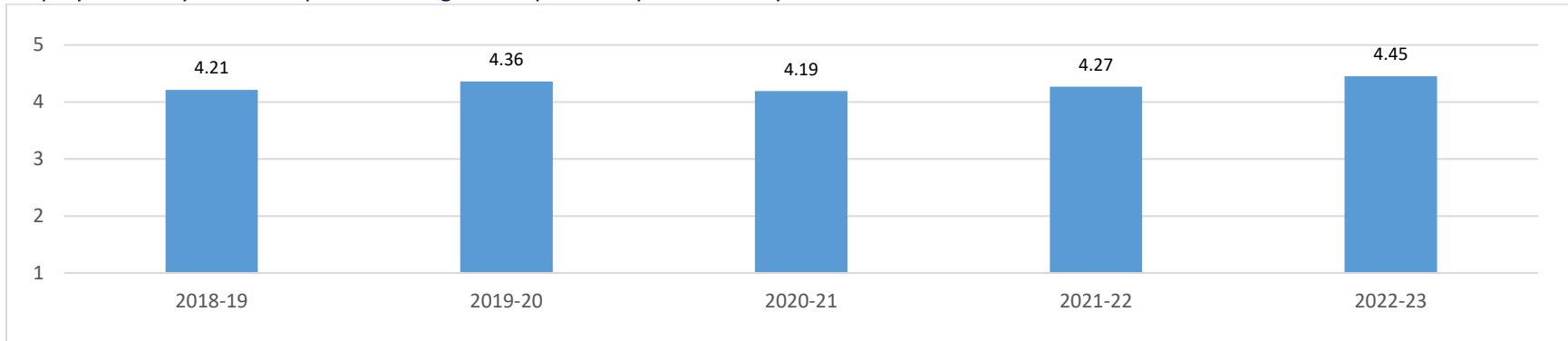


Scale: 5 = very satisfied, 4 = satisfied, 3 = average, 2 = dissatisfied, 1 = very dissatisfied

Priority Outcome: Employee satisfaction with campus safety and security

The standard for this priority outcome was a mean rating of 4.25 on the annual employee survey.

Employee Survey Mean Response: Rating of Campus Safety and Security

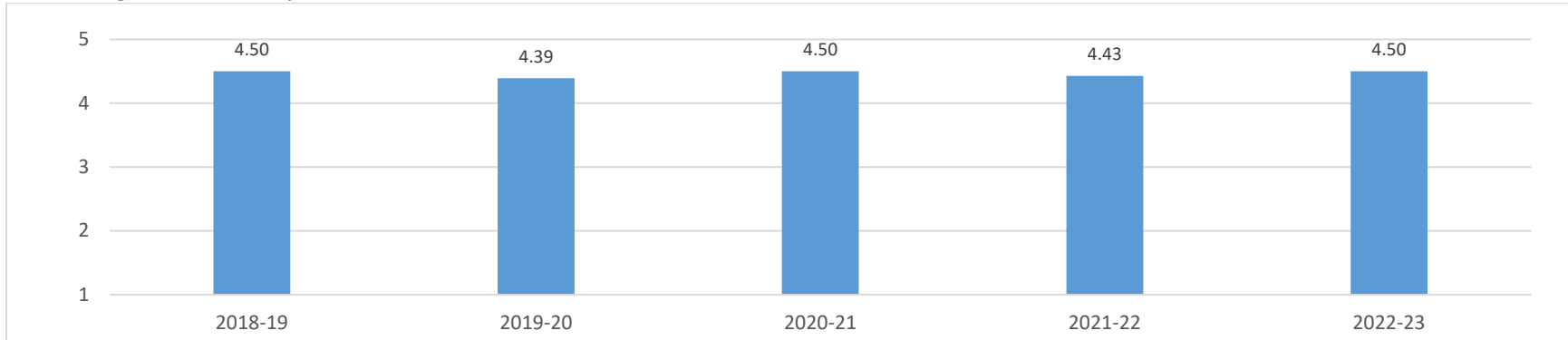


Scale: 5 = very satisfied, 4 = satisfied, 3 = average, 2 = dissatisfied, 1 = very dissatisfied

Priority Outcome: Student satisfaction with condition of classrooms

The standard for this priority outcome was a mean rating of 4.25 on the annual graduating student survey.

Graduating Student Survey Mean: Satisfaction With Condition of Classrooms

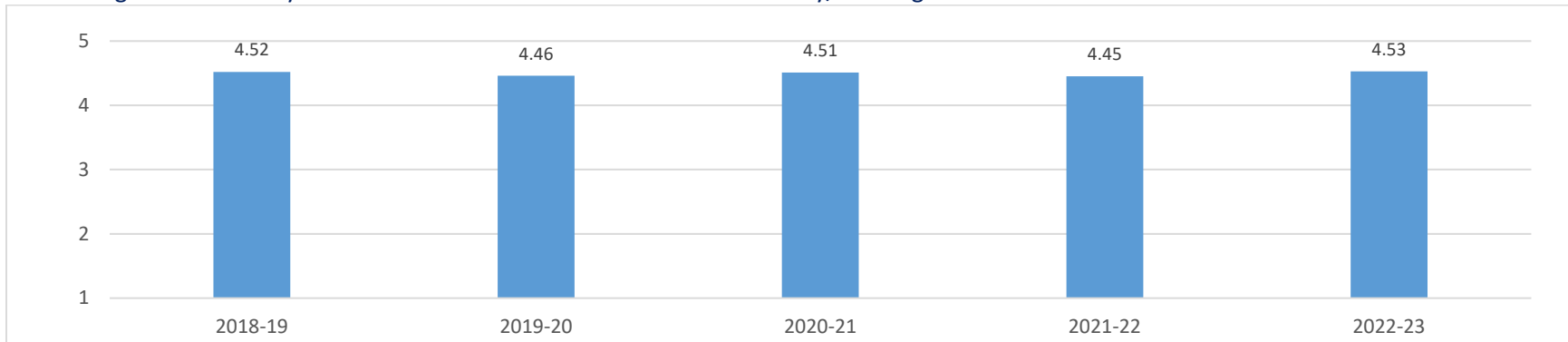


Scale: 5 = very satisfied, 4 = satisfied, 3 = average, 2 = dissatisfied, 1 = very dissatisfied

Priority Outcome: Student satisfaction with condition of laboratories/training areas

The standard for this priority outcome was a mean rating of 4.25 on the annual graduating student survey.

Graduating Student Survey Mean: Satisfaction With Condition of Laboratory/Training Areas

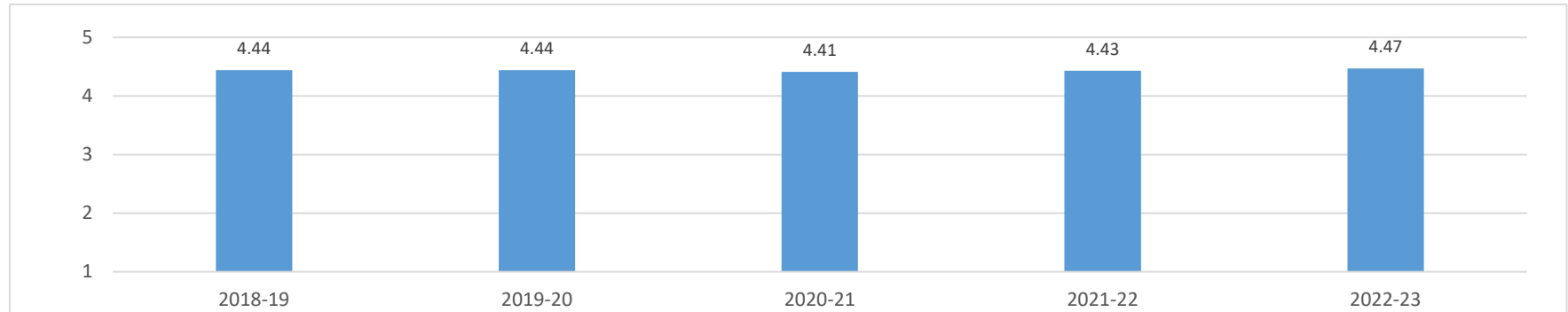


Scale: 5 = very satisfied, 4 = satisfied, 3 = average, 2 = dissatisfied, 1 = very dissatisfied

Priority Outcome: Student satisfaction with training equipment including equipment in labs, technical training facilities, classrooms, etc.

The standard for this priority outcome was a mean rating of 4.25 on the annual graduating student survey.

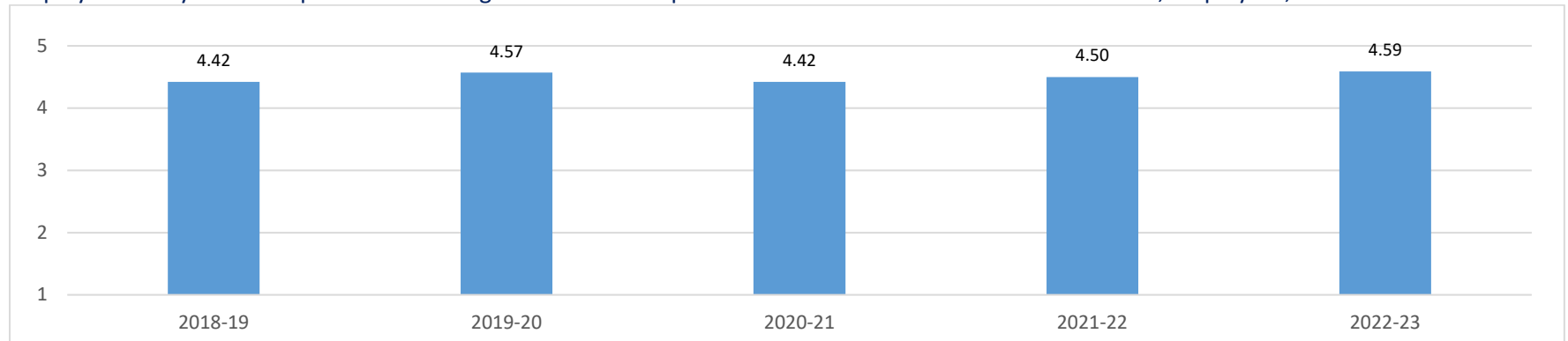
Graduating Student Survey Mean: Satisfaction With Training Equipment Including Equipment in Labs, Technical Training Facilities, Classrooms, Etc.



Scale: 5 = very satisfied, 4 = satisfied, 3 = average, 2 = dissatisfied, 1 = very dissatisfied

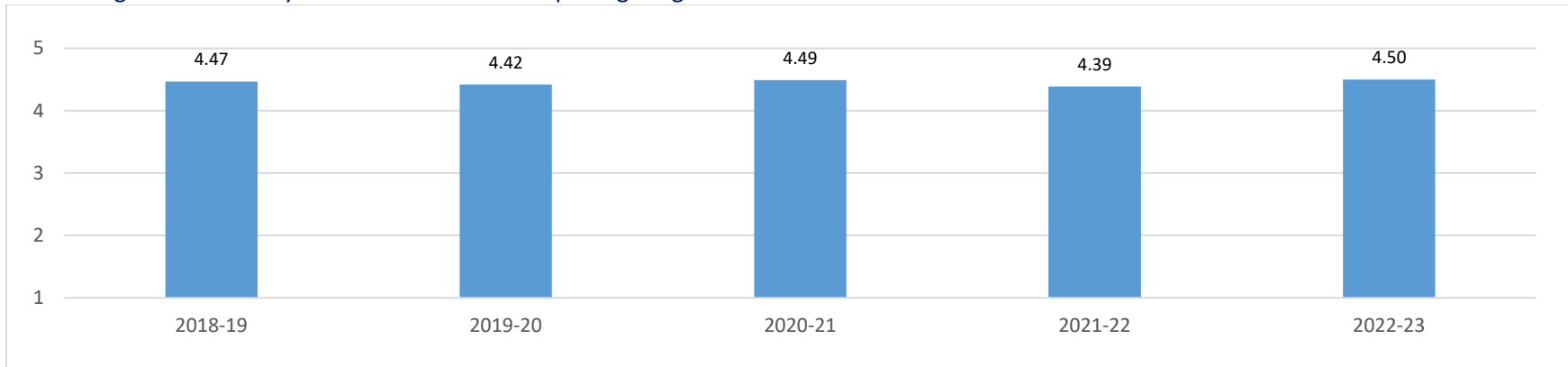
Other Outcomes Associated With Chipola College Master Plan Goal Five

Employee Survey Mean Response: Level of Agreement that Chipola Provides a Safe Environment for Students, Employees, and Guests



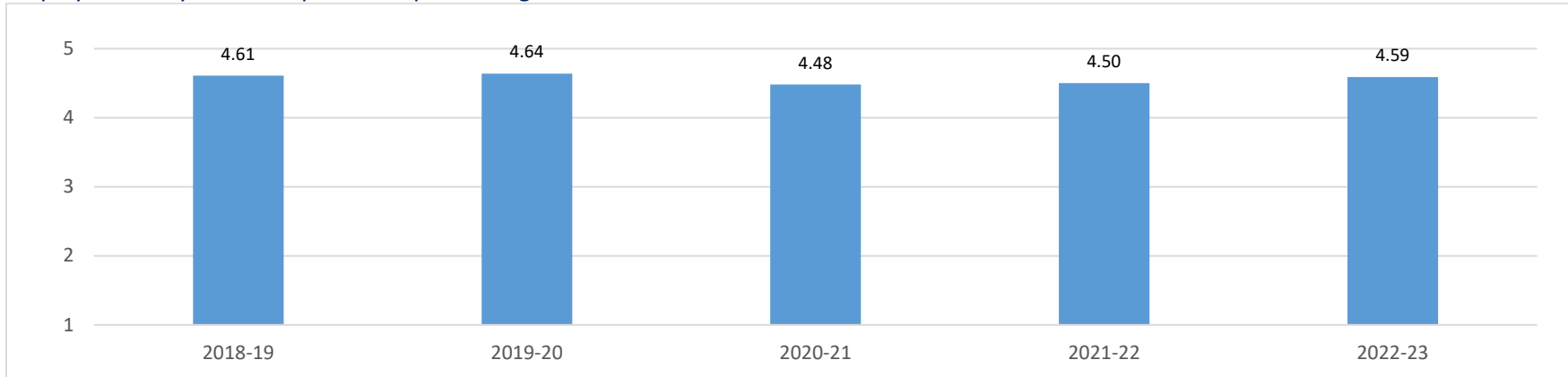
Scale: 5 = strongly agree, 4 = agree, 3 = average, 2 = disagree, 1 = strongly disagree

Graduating Student Survey Mean: Satisfaction Campus Lighting



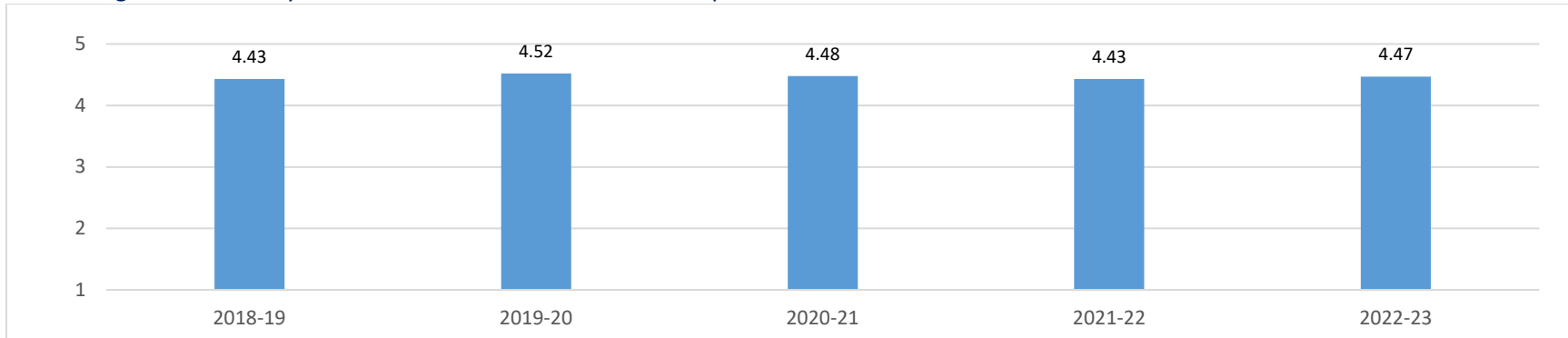
Scale: 5 = very satisfied, 4 = satisfied, 3 = average, 2 = dissatisfied, 1 = very dissatisfied

Employee Survey Mean Response: Chipola College is a Good Place to Work



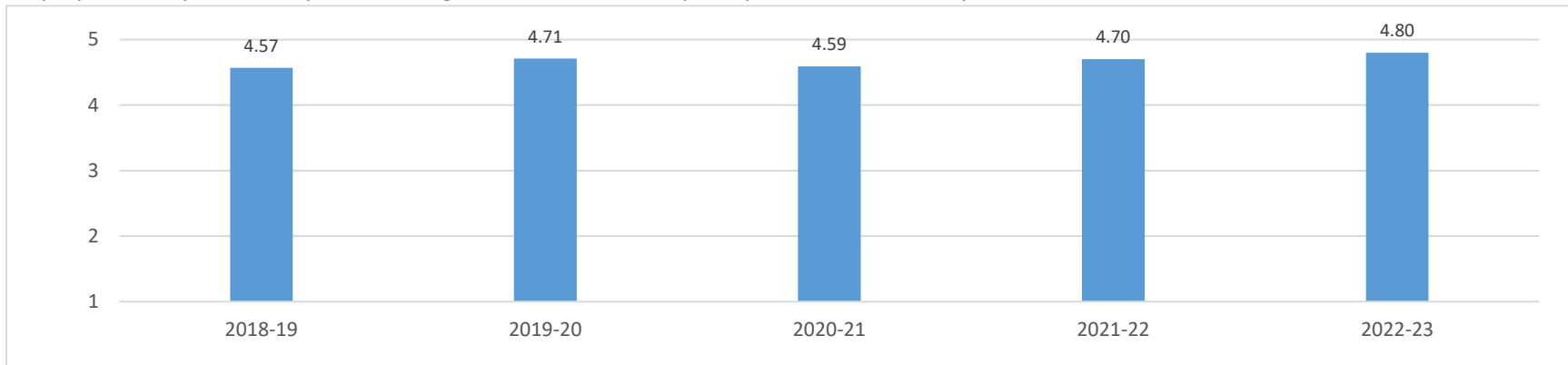
Scale: 5 = very good, 4 = good, 3 = average, 2 = poor, 1 = very poor

Graduating Student Survey Mean: Student Satisfaction With Computer Labs



Scale: 5 = very satisfied, 4 = satisfied, 3 = average, 2 = dissatisfied, 1 = very dissatisfied

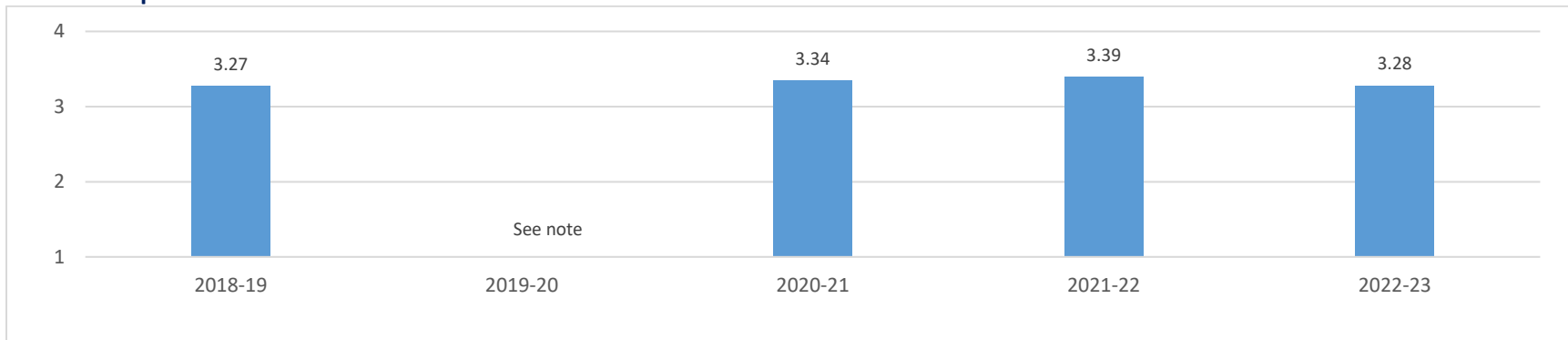
Employee Survey Mean Response: Rating of Facilities and Campus Operations Office (Physical Plant)



Scale: 5 = Very Good, 4 = Good, 3 = average, 2 = Poor, 1 = Very Poor

Community College Survey of Student Engagement Response Mean: Student Rating of Overall Educational Experience

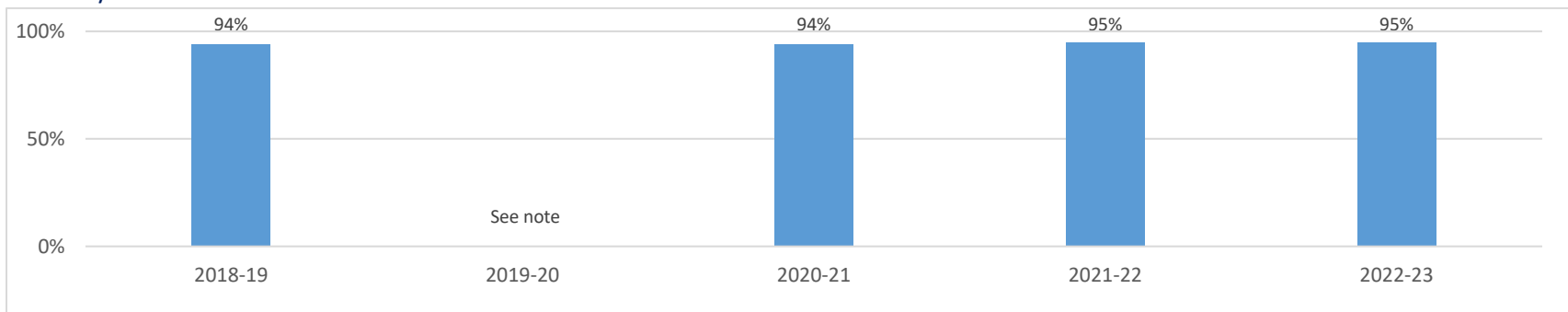
NOTE: Four-point scale



Note: Because of the COVID-19 pandemic, the 2019-20 CCSSE was administered online instead of in class as in previous years. Therefore, no 2019-20 data are presented for comparison with data from in-class CCSSE administrations.

Scale: 4 = excellent, 3 = good, 2 = fair, 1 = poor

Community College Survey of Student Engagement Response Frequency: Percentage Respondents Who Would Recommend Chipola to a Friend or Family Member



Note: Because of the COVID-19 pandemic, the 2019-20 CCSSE was administered online instead of in class as in previous years. Therefore, no 2019-20 data are presented for comparison with data from in-class CCSSE administrations.

Implications of Assessment Results

The aggregate of outcome assessment results demonstrate that Chipola College is achieving its objectives to provide an aesthetically pleasing campus environment as well as a safe, secure, and supportive learning environment. The data support the conclusion that Chipola is accomplishing its goal to provide an appealing campus environment.

Chipola College Facts! is a monthly accountability and institutional effectiveness fact sheet published jointly by the Chipola College Assessment, Compliance, and Grants Office and the Office of Information Systems. Its purpose is to facilitate informed decision-making by publishing relevant information throughout the year. For more information, contact Dr. Matthew Hughes at Chipola College, 3094 Indian Circle, Marianna, FL 32446 or at hughesm@chipola.edu.

Chipola College does not discriminate against any persons, employees, students, applicants or others affiliated with the college with regard to race, color, religion, ethnicity, national origin, age, veteran's status, disability, gender, genetic information, marital status, pregnancy or any other protected class under applicable federal and state laws, in any college program, activity or employment. Questions or complaints regarding harassment or discrimination, including sexual harassment and sexual violence, should be directed to the College's Equity Officer and Title IX Coordinator: Wendy Pippen, Associate Vice President of Human Resources, Equity Officer and Title IX Coordinator, 3094 Indian Circle, Marianna, FL 32446, Building A, Room 183A, 850-718-2269, pippenw@chipola.edu.

Chipola College is accredited by the Southern Association of Colleges and Schools Commission on Colleges (SACSCOC) to award baccalaureate degrees, associate degrees, and certificates. Questions about the accreditation of Chipola College may be directed in writing to the Southern Association of Colleges and Schools Commission on Colleges at 1866 Southern Lane, Decatur, GA 30033-4097, by calling (404) 679-4500, or by using information available on SACSCOC's website (www.sacscoc.org).