

 <p style="font-size: 24pt; font-weight: bold; margin-top: 20px;"><i>Facts!</i></p>	<p style="font-size: 24pt; font-weight: bold; margin-bottom: 10px;">April 2023</p> <hr style="width: 20%; margin: 0 auto;"/> <p style="font-weight: bold; margin-top: 10px;"><i>An Accountability and Institutional Effectiveness Publication</i></p>
--	---

Assessing Achievement of Master Plan Goal Five, The Campus Environment

Goal five of the 2021-22 college master plan was to “provide an appealing campus environment.” Two objectives associated with goal five were identified in the master plan: (1) “provide an aesthetically pleasing campus environment” and (2) “provide a safe, secure, and supportive learning environment.” Following are results of priority outcome measures that provide evidence of the extent to which the college is achieving master plan goal three. These results are published in the 2021-22 Institutional and Educational Outcomes Report, which contains master plan evaluation data.

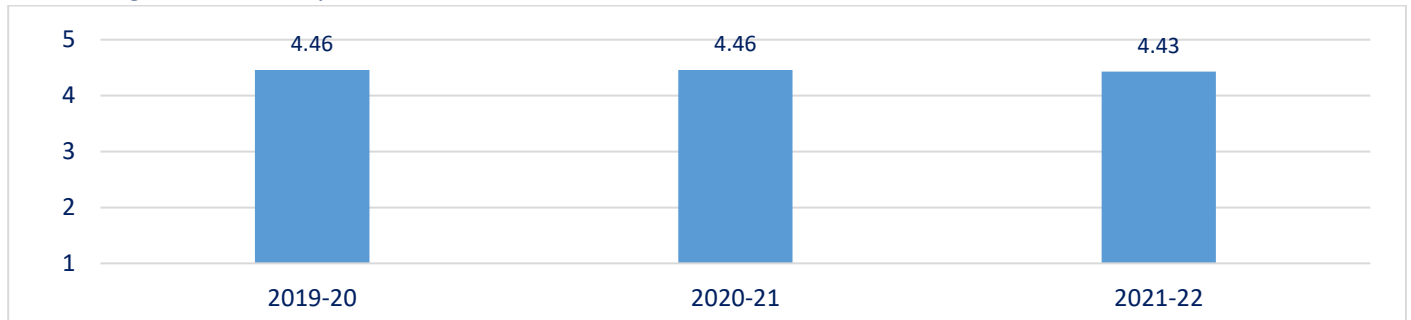
Objective 5.1 Provide an aesthetically pleasing campus environment

Priority Outcome 5.1.1 Student satisfaction with facilities and grounds (GSS mean rating of 4.25 or higher)

Priority Outcome 5.1.2 Employee satisfaction with facilities and grounds (ES mean rating of 4.25 or higher)

Students and employees have consistently reported high levels of satisfaction with campus facilities and grounds.

Graduating Student Survey Mean: Overall Satisfaction With Facilities and Grounds



Scale: 5 = very satisfied, 4 = satisfied, 3 = average, 2 = dissatisfied, 1 = very dissatisfied

Employee Survey Mean Response: Overall Condition of Facilities and Grounds



Scale: 5 = very good, 4 = good, 3 = average, 2 = poor, 1 = very poor

Objective 5.2 Provide a safe, secure, and supportive learning environment

Priority Outcome 5.2.1 No increase in crime statistics reported in Annual Security Report

Chipola’s Annual Security Reports from the most recent three years show that no serious criminal offenses have been reported on campus.

Crime Statistics in Annual Security Report

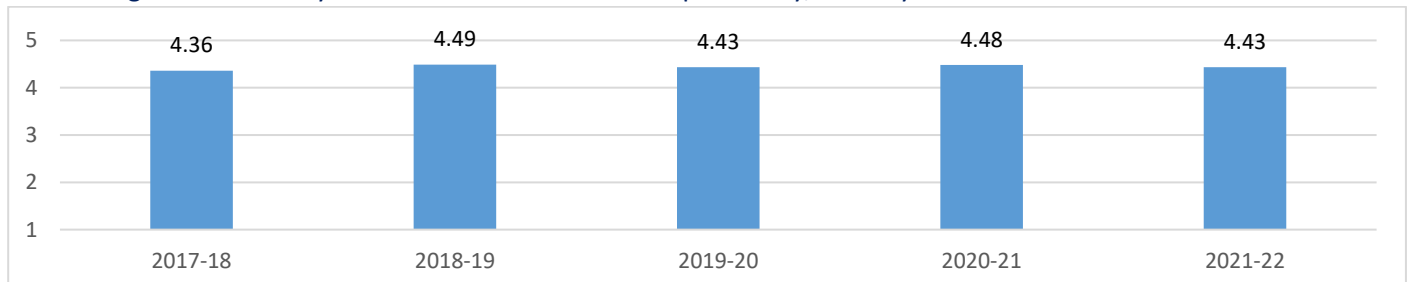
	Report Year 2019	Report Year 2020	Report Year 2021
Murder/Non-negligent Manslaughter	0	0	0
Forcible Sex Offenses	0	0	0
Non-forcible Sex Offenses	0	0	0
Robbery	0	0	0
Aggravated Assault	0	0	0
Burglary	0	0	0
Motor Vehicle Theft	0	0	0
Arson	0	0	0
Negligent Manslaughter	0	0	0
TOTAL	0	0	0

Priority Outcome 5.2.2 Student satisfaction with campus safety and security (GSS mean rating of 4.25 or higher)

Priority Outcome 5.2.3 Employee satisfaction with campus safety and security (ES mean rating of 4.25 or higher)

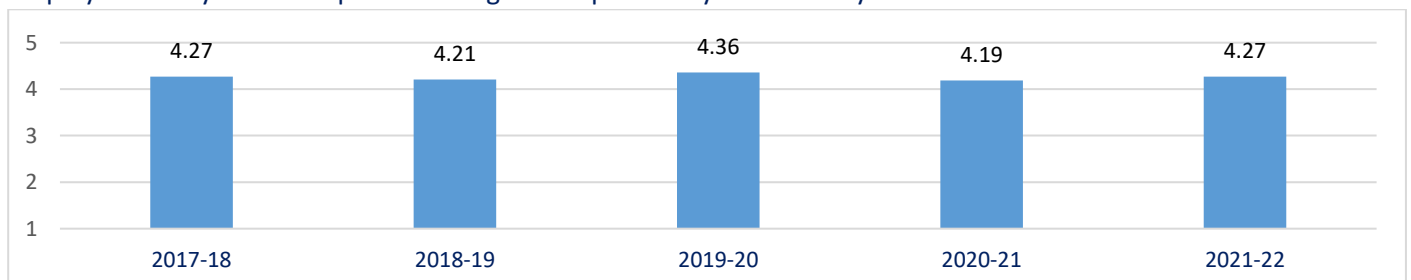
The information reported in the Annual Security Report is reflected in the responses to graduating student and employee survey questions. Students and employees report high levels of satisfaction with campus safety and security.

Graduating Student Survey Mean: Satisfaction With Campus Safety/Security



Scale: 5 = very satisfied, 4 = satisfied, 3 = average, 2 = dissatisfied, 1 = very dissatisfied

Employee Survey Mean Response: Rating of Campus Safety and Security

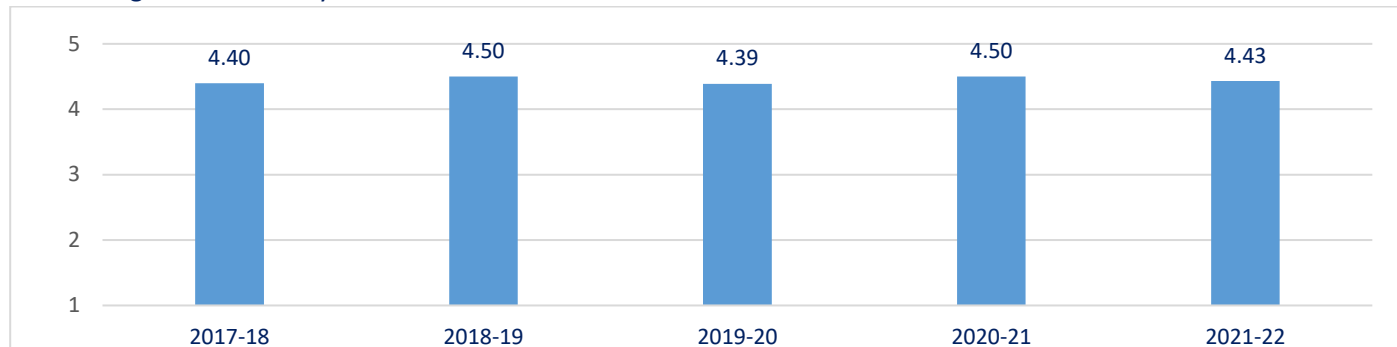


Scale: 5 = very good, 4 = good, 3 = average, 2 = poor, 1 = very poor

Priority Outcome 5.2.4 Student satisfaction with condition of classrooms (GSS mean rating of 4.25 or higher)
Priority Outcome 5.2.5 Student satisfaction with condition of laboratories/training areas (GSS mean rating of 4.25 or higher)

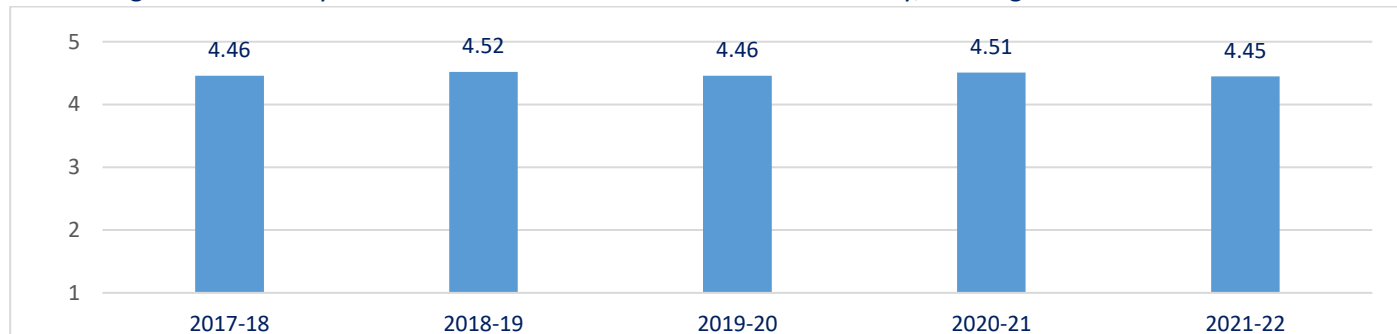
Students report high levels of satisfaction with the conditions of classrooms and laboratory/training areas.

Graduating Student Survey Mean: Satisfaction With Condition of Classrooms



Scale: 5 = very satisfied, 4 = satisfied, 3 = average, 2 = dissatisfied, 1 = very dissatisfied

Graduating Student Survey Mean: Satisfaction With Condition of Laboratory/Training Areas

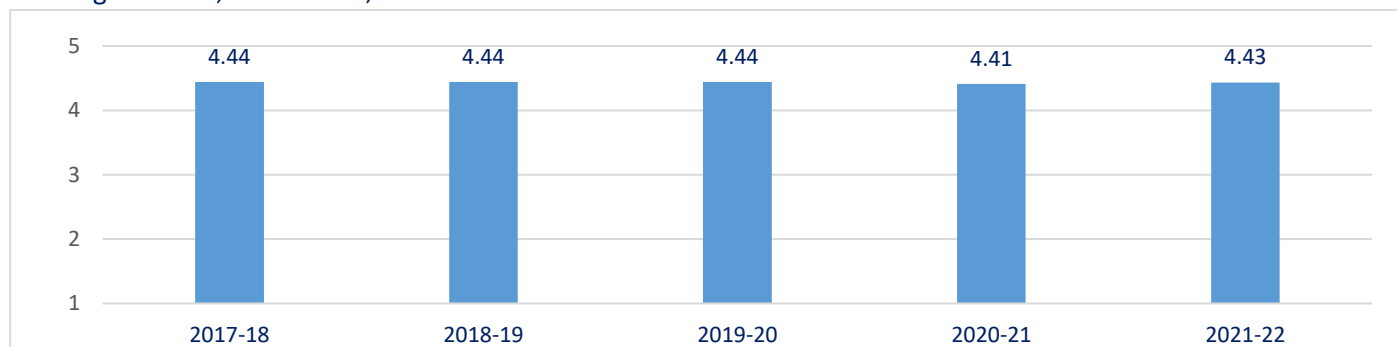


Scale: 5 = very satisfied, 4 = satisfied, 3 = average, 2 = dissatisfied, 1 = very dissatisfied

Priority Outcome 5.2.6 Student satisfaction with training equipment including equipment in labs, technical training facilities, classrooms, etc. (GSS mean rating of 4.25 or higher)

Students also report satisfaction with training equipment, lab equipment, technical training facilities, and classrooms.

Graduating Student Survey Mean: Satisfaction With Training Equipment Including Equipment in Labs, Technical Training Facilities, Classrooms, Etc.



Scale: 5 = very satisfied, 4 = satisfied, 3 = average, 2 = dissatisfied, 1 = very dissatisfied

Results of graduating student surveys and employee surveys from several years provide strong evidence that Chipola College is achieving its goal of providing an appealing campus environment. Outcome data are analyzed by the college faculty and administration; results of data analyses are used to develop improvement practices.

Chipola College Facts! is a monthly accountability and institutional effectiveness fact sheet published jointly by the Chipola College Assessment, Compliance, and Grants Office and the Office of Information Systems. Its purpose is to facilitate informed decision-making by publishing relevant information throughout the year. For more information, contact Dr. Matthew Hughes at Chipola College, 3094 Indian Circle, Marianna, FL 32446 or at hughesm@chipola.edu.

Chipola College does not discriminate against any persons, employees, students, applicants or others affiliated with the college with regard to race, color, religion, ethnicity, national origin, age, veteran's status, disability, gender, genetic information, marital status, pregnancy or any other protected class under applicable federal and state laws, in any college program, activity or employment. Questions or complaints regarding harassment or discrimination, including sexual harassment and sexual violence, should directed to the College's Equity Officer and Title IX Coordinator: Wendy Pippen, Associate Vice President of Human Resources, Equity Officer and Title IX Coordinator, 3094 Indian Circle, Marianna, FL 32446, Building A, Room 183A, 850-718-2269, pippenw@chipola.edu.